

**Spring 2010**  
**May 18 - 19**  
**8:00 am - 5:45 pm**  
Eastern Daylight Time



# **Source Capital Group** Small Cap Virtual Conference



**Source Capital Group, Inc.**  
**276 Post Road West**  
**Westport, CT 06880**  
**(203) 341-3500**  
**[www.sourcegrp.com](http://www.sourcegrp.com)**

**Source Capital Group Small Cap Virtual Conference****Tuesday, May 18 - Wednesday, May 19, 2010**

Welcome to the first Source Capital Group Small Cap Virtual Conference!

As significant investment returns to the middle market, we wanted to create a venue for promising small and micro cap companies to tell their stories to a broad audience. Our Conference offers a global platform for investors, analysts, and industry professionals to view the presentations of tomorrow's market leaders, while providing this exposure at a fraction of the time and expense of traditional conferences.

We hope that you have had the opportunity to visit our website at [www.sourcegrp.com/conference](http://www.sourcegrp.com/conference). At the end of the Conference, all company presentations will be archived on our site for 90 days. Feel free to return at any time over the next three months to review the materials or view any presentations that you may have missed during the live program.

We hope that you find our Conference to be a useful tool in your evaluation of emerging small and micro cap opportunities. At Source Capital Group, we feel that opportunity abounds. We are excited to be able to continue to work with so many great small and micro cap companies to provide the financing solutions they need to maintain and accelerate their growth.

Thank you for participating in this inaugural Conference and we look forward to more successful events in the future.

Regards,

Source Capital Group, Inc.

Investment Banking Team

Richard Kreger  
William Butler  
Vik Grover  
Marc Goldin  
Matthew Buttner

Todd Coffin  
Kevin Cotter  
Jeff DiPane  
Ryan Green  
Calvin Morphy



## Small Cap Virtual Conference

Spring 2010

### Tuesday, May 18

8:00 AM	Habersham Bancorp	HABC.OB
8:45 AM	International Monetary Systems, Ltd.	ITNM.OB
9:30 AM	USA Technologies, Inc.	USAT
10:15 AM	India Globalization Capital, Inc.	IGC
11:00 AM	White Mountain Titanium Corporation	WMTM
11:45 AM	LaPolla Industries, Inc.	LPAD.OB
12:30 PM	Perma-Fix Environmental Services, Inc.	PESI
1:15 PM	Drinks Americas Holdings, Ltd.	DKAM.OB
2:00 PM	Reed's, Inc.	REED
2:45 PM	Spicy Pickle Franchising, Inc.	SPKL.OB
3:30 PM	CryoPort, Inc.	CRYX
4:15 PM	Genspera, Inc.	GNSZ.OB
5:00 PM	PURE Bioscience	PURE

### Wednesday, May 19

8:00 AM	Eastern Environment Solutions Corp.	EESC.OB
8:45 AM	DayStar Technologies, Inc.	DSTI
9:30 AM	GreenMan Technologies, Inc.	GMTI.OB
10:15 AM	Alternate Energy Holdings, Inc.	AEHI.OB
11:00 AM	Onstream Media Corporation	ONSM
11:45 AM	Power Efficiency Corporation	PEFF.OB
12:30 PM	Break	
1:15 PM	Superclick, Inc.	SPCK.OB
2:00 PM	CrowdGather, Inc.	CRWG.OB
2:45 PM	Golden Hope Mines Ltd.	GNH.V
3:30 PM	PokerTek, Inc.	PTEK

# CONTENTS

<b>Introduction</b>	<b>2</b>
<b>Conference Schedule</b>	<b>3</b>
<b>Disclosures</b>	<b>5</b>
<b>Corporate Partners</b>	<b>6</b>
Lippert / Heilshorn & Associates, Inc.	7
InvestorCom, Inc.	8
Institutional Marketing Services	9
Crescendo Communications, LLC	10
American Capital Ventures	11
<b>Public Company Profiles</b>	<b>12</b>
Alternate Energy Holdings, Inc.	13
CrowdGather, Inc.	13
CyroPort, Inc.	14
DayStar Technologies, Inc.	14
Drinks Americas Holdings, Ltd.	15
Eastern Environment Solutions Corp.	15
Genspera, Inc.	16
Golden Hope Mines Ltd.	16
GreenMan Technologies, Inc.	17
Habersham Bancorp	17
India Globalization Capital, Inc.	18
International Monetary Systems, Ltd.	18
LaPolla Industries, Inc.	19
Onstream Media Corporation	19
Perma-Fix Environmental Services, Inc.	20
PokerTek, Inc.	20
Power Efficiency Corporation	21
PURE Bioscience	21
Reed's, Inc.	22
Spicy Pickle Franchising, Inc.	22
Superclick, Inc.	23
USA Technologies, Inc.	23
White Mountain Titanium Corporation	24
<b>Source Capital Group</b>	<b>25</b>
Corporate Overview	26
Recent Transactions	27
Contact Information	28

# Disclosures

**DISCRETIONARY NOTICE:** This material has been prepared by Source Capital Group, Inc. (“Source”), a U.S. registered broker-dealer, employing appropriate expertise, and in the belief that it is fair and not misleading. The information upon which this material is based was obtained from sources believed to be reliable, but has not been independently verified. Therefore we do not guarantee its accuracy. This is not an offer or solicitation to buy or sell any security or investment. Any opinion or estimates constitute our best judgment as of this date, and are subject to change without notice. Source and its affiliates and their respective directors, officers and employees may buy or sell securities mentioned herein as agent or principal for their own account. This publication was furnished on the condition that it will not form a primary basis for any investment decision. Each investor must make their own determination of the appropriateness of an investment in any securities referred to herein based on the legal, tax, and accounting considerations applicable to such investor and their own investment strategy.

**DISCLAIMER:** Presentations given during the Conference were prepared by the companies themselves. Source was not involved in the preparation or reviewing of the information in the presentations and assumes no responsibility or liability regarding its quality, accuracy, completeness, reliability, or timeliness. This document is prepared for informational purposes only and are not a recommendation of a solicitation to purchase or sell any security, nor do they constitute investment advice.

All information in these presentations is provided “as is” without warranties, expressed or implied, or representations of any kind. To the fullest extent permissible under applicable law, Source is not liable for the quality, accuracy, completeness, reliability, or timeliness of information, or for any direct, indirect, consequential, incidental, special, or punitive damages that arise out of the use of this information.

**WARNING:** No pages or articles in this publication may be reproduced in any printed or electronic form without the written consent of Source.

**SOURCES:** Public company filings with the Securities and Exchange Commission, Company websites, Thomson ONE Banker, QuoteMedia

## Forward-Looking Statements

These profiles and the presentations given at the associated Conference may contain forward-looking statements within the meaning of the Private Securities Litigation Reform Act of 1995 regarding, among other things, statements relating to goals, plans and projections regarding the Company’s financial position, results of operations, market position, product and service development and market strategy. These statements may be identified by the fact that they use words or phrases such as “anticipates,” “believes,” “estimates,” “expects,” “intends,” “plans,” “predicts,” “projects,” “targets,” “will likely result,” “will continue,” “may,” “could” and other words and terms of similar meaning in connection with any discussion of future operating or financial performance and involve a number of risks and uncertainties. The actual results of the future events described by the forward-looking statements in this document could differ materially from those stated due to numerous factors. Recipients of this document are cautioned to consider these risks and uncertainties and to not place undue reliance on these forward-looking statements. The subject companies expressly disclaim any obligation or undertaking to update or revise any forward-looking statement contained herein to reflect any change in the company’s expectations with regard thereto or any change in events, conditions or circumstances upon which any statement is based.

---

# Corporate Partners

---



**Is maximizing your valuation a strategic priority?  
Have a catalyst that will transform your company?  
Working to increase your exposure on Wall Street?**

**Lippert/Heilshorn & Associates Delivers Custom-Designed,  
Results-Oriented IR Programming**

We partner with public and soon-to-be-public companies to build awareness, support, and enthusiasm among target audiences in the capital markets and financial media. With over 20 years of experience and a sole commitment to investor relations, we are experts in our field.

**Investor Relations. Solved.**



*New York ~ Los Angeles ~ San Francisco*

KEITH L. LIPPERT  
[klippert@lhai.com](mailto:klippert@lhai.com)

JOHN W. HEILSHORN  
[jheilshorn@lhai.com](mailto:jheilshorn@lhai.com)

Main: 212.838.3777

LEARN MORE BY VISITING:  
[www.lhai.com](http://www.lhai.com)



“Connecting You to Wall Street”

Providing Corporations Worldwide with the Highest Level  
of Shareholder Identification and Proxy Solicitation Services



65 Locust Avenue  
New Canaan, CT 06840  
(203)972-9300  
Fax: (203)966-6478  
[www.investor-com.com](http://www.investor-com.com)





## Insight. Access. Results.

**Institutional** We elevate the quality of our clients' communications to position them to enhance market value.

**Marketing** Effective investor relations is effective marketing. IMS speaks with investors and analysts on behalf of our clients every day. We tirelessly match our clients with the appropriate institutions, analysts or brokers, and provide customized, metric driven analysis.

**Services** We operate as an extension of each of our clients; as a trusted advisor for every aspect of our clients' interaction with Wall Street and as an outsourced solution to their day to day investor relations needs, including:

- Writing and distribution of all investor related information
- Preparation and coordination for all types of investor events
- Public relations including business, local and trade press
- Interactive presence

Smaller public companies require a new breed of investor relations, one that understands their unique needs and can provide the services they need to thrive in the public markets. Our team offers a fresh and sensible approach to **building credibility and reach** in the investment community. The mission of the firm is simple: to make investor relations strategic, measurable and successful.

### Contact Info:

John Nesbett, President  
Tel: (203) 972-9200  
[jnesbett@institutionalms.com](mailto:jnesbett@institutionalms.com)  
[www.institutionalms.com](http://www.institutionalms.com)



Crescendo Communications, LLC, headquartered in New York City, is an emerging leader within the investor relations industry. The principals of Crescendo have represented hundreds of companies across all market caps and industries. The firm was founded on a strategic and professional approach to investor relations that builds awareness of public companies through tailored outreach programs that target institutional investors, analysts, and the financial media. Our approach is centered around properly educating investors and cultivating trust in order to uphold and protect management's long-term credibility and reputation on Wall Street.

The company's comprehensive investor relations programs are customized for the specific needs of their clients. Services offered include:

- Press Releases
- Conference Call Scripts
- Investor Outreach
- Investor Road Shows
- Virtual Road Shows
- Investor Fact Sheets
- Slide Presentations
- Shareholder Letters
- IR Websites
- E-investor Packages
- Financial Media

**Contact: David Waldman, President**  
**212-671-1020**  
**[www.crescendo-ir.com](http://www.crescendo-ir.com)**

# American Capital Ventures

“We take your public company public”

——Results driven IR services specializing in assisting domestic and international publicly traded companies in the small- and micro-cap arena



For more information on ACV services, please contact:

Howard Gostfrand, President  
305.918.7000

[info@amcapventures.com](mailto:info@amcapventures.com)

[www.amcapventures.com](http://www.amcapventures.com)

---

# Public Company Profiles

---

# Alternate Energy Holdings, Inc.

OTC BB: AEHI

**SECTOR**

Utilities

**INDUSTRY**

Electric Utilities

**MARKET CAP**

\$ 128.7 million

**SHARE PRICE**

\$ 0.51

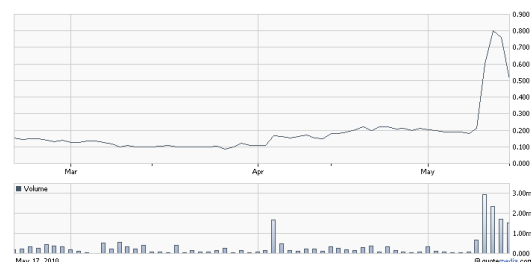
**CEO**

Donald L. Gillispie

911 East Winding Creek Drive  
Eagle, ID 83616  
Tel: 208-939-9311  
alternateenergyholdings.com

**Company Profile**

Alternate Energy Holdings develops and markets innovative clean energy sources. The company is the nation's only independent nuclear power plant developer seeking to build new power plants in multiple non-nuclear states. Other projects include Energy Neutral, which removes energy demands from homes and businesses (<http://www.energyneutralinc.com/>), Colorado Energy Park (nuclear and solar generation), and International Reactors, which assists developing countries with nuclear reactors for power generation, production of potable water and other suitable applications. AEHI China, headquartered in Beijing, develops joint ventures to produce nuclear plant components and consults on nuclear power.

**At a Glance (as of 5/17/10)**

52-Week Range:	\$ 0.05 - \$ 1.45
Revenues (ttm):	\$ 0.0M
Rev. Growth (3 yr):	N/A
Gross Margin (ttm):	N/A
EBITDA Margin (ttm):	N/A
Average Volume (3 mos):	345K
Shares Outstanding:	252.4M
Float:	168.2M
Inst. Holdings:	0.0%
Price/Sales (ttm):	N/A
Price/Earnings (ttm):	N/A

# CrowdGather, Inc.

OTC BB: CRWG

**SECTOR**

Technology

**INDUSTRY**

Information &amp; Delivery Systems

**MARKET CAP**

\$ 46.9 million

**SHARE PRICE**

\$ 1.20

**CEO**

Sanjay Sabnani

20300 Ventura Blvd, Suite 330  
Woodland Hills, CA 91364  
Tel: 818-435-2472  
www.crowdgather.com

**Company Profile**

With its growing portfolio of special interest forums and enthusiast message board communities, CrowdGather ([www.crowdgather.com](http://www.crowdgather.com)) has created a centralized network to benefit forum members, forum owners and forum advertisers. CrowdGather provides a highly interactive and informational social network for members, a management and revenue-sharing resource for third-party forum owners, and a largely untapped advertising network for marketers worldwide.

**At a Glance (as of 5/17/10)**

52-Week Range:	\$ 0.70 - \$ 2.33
Revenues (ttm):	\$ 0.2M
Rev. Growth (3 yr):	N/A
Gross Margin (ttm):	N/A
EBITDA Margin (ttm):	N/A
Average Volume (3 mos):	280K
Shares Outstanding:	39.0M
Float:	18.1M
Inst. Holdings:	0.0%
Price/Sales (ttm):	193.6x
Price/Earnings (ttm):	N/A

# CryoPort, Inc.

OTC BB: CYRX



## SECTOR

Consumer Goods

## INDUSTRY

Packaging & Containers

## MARKET CAP

\$ 9.1 million

## SHARE PRICE

\$ 1.81

## CEO

Larry G. Stambaugh

20382 Barents Sea Circle  
Lake Forest, CA 92630  
Tel: 949-470-2300  
www.cryoport.com

## Company Profile

CryoPort (www.cryoport.com) has developed a leading edge, proprietary, technology-driven packaging and transport system focused on providing a solution for the frozen shipping market in the growing global life science industry. The products developed by CryoPort are essential components of the infrastructure required for the testing, research and end user delivery of temperature-sensitive medicines and biomaterials in an increasingly complex logistical environment.

## At a Glance (as of 5/17/10)



52-Week Range:	\$ 1.50 - \$ 2.25
Revenues (ttm):	\$ 0.0M
Rev. Growth (3 yr):	N/A
Gross Margin (ttm):	N/A
EBITDA Margin (ttm):	N/A
Average Volume (3 mos):	16K
Shares Outstanding:	5.1M
Float:	4.6M
Inst. Holdings:	0.0%
Price/Sales (ttm):	184.9x
Price/Earnings (ttm):	N/A

# DayStar Technologies, Inc.

NasdaqCM: DSTI



## SECTOR

Technology

## INDUSTRY

Semiconductor - Specialized

## MARKET CAP

\$ 1.1 million

## SHARE PRICE

\$ 1.90

## CEO

Magnus Ryde

2972 Stender Way  
Santa Clara, CA 95054  
Tel: 408-907-4600  
www.daystartech.com

## Company Profile

DayStar Technologies, Inc. is engaged in the development, manufacturing and marketing of solar photovoltaic products based upon CIGS thin film deposition technology. For more information, visit the DayStar website at www.daystartech.com.

## At a Glance (as of 5/17/10)



52-Week Range:	\$ 0.72 - \$ 12.60
Revenues (ttm):	\$ 0.0M
Rev. Growth (3 yr):	N/A
Gross Margin (ttm):	N/A
EBITDA Margin (ttm):	N/A
Average Volume (3 mos):	48K
Shares Outstanding:	3.8M
Float:	3.5M
Inst. Holdings:	5.2%
Price/Sales (ttm):	N/A
Price/Earnings (ttm):	N/A



# Drinks Americas Holdings, Ltd.

OTC BB: DKAM



## SECTOR

Consumer Goods

## INDUSTRY

Beverages - Distillers

## MARKET CAP

\$ 3.0 million

## SHARE PRICE

\$ 0.01

## CEO

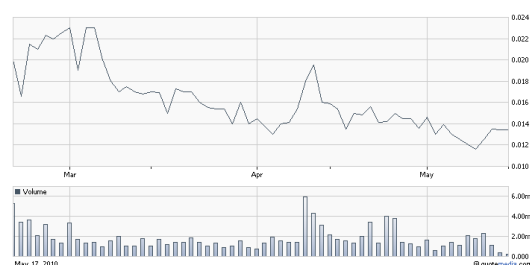
J. Patrick Kenny

372 Danbury Rd  
Wilton, CT 06897  
Tel: 203-762-7000  
www.drinksamericas.com

## Company Profile

Drinks Americas develops, owns, markets, and nationally distributes alcoholic and non-alcoholic premium beverages associated with renowned icon celebrities, including Willie Nelson's Old Whiskey River Bourbon and Trump Super Premium Vodkas. Other products owned by Drinks Americas include Olifant Vodka, Aguila Tequila and Rheingold Beer. The Company has recently developed and assisted in the launch of Kid Rock's American Badass Beer selling in Michigan. For further information, please visit our new website at [www.drinksamericas.com](http://www.drinksamericas.com).

## At a Glance (as of 5/17/10)



52-Week Range:	\$ 0.01 - \$ 0.19
Revenues (ttm):	\$ 1.1M
Rev. Growth (3 yr):	(38.6%)
Gross Margin (ttm):	56.0%
EBITDA Margin (ttm):	N/A
Average Volume (3 mos):	1,913K
Shares Outstanding:	223.2M
Float:	64.2M
Inst. Holdings:	0.0%
Price/Sales (ttm):	2.7x
Price/Earnings (ttm):	N/A

# Eastern Environment Solutions Corp.

OTC BB: EESC



## SECTOR

Industrial Goods

## INDUSTRY

Waste Management

## MARKET CAP

\$ 33.7 million

## SHARE PRICE

\$ 2.25

## CEO

Feng Yan

Harbin Dongdazhi St 165  
Harbin, CN 150001  
Tel: 8645153948666  
www.useesc.com

## Company Profile

Eastern Environment Solutions Corp. is the first regional environmental engineering company to operate under a Build-Operate-Transfer ("BOT") contract in China. The landfill is 17 km away from urban areas. The Harbin Municipal Urban Administrative Bureau, authorized by the Harbin Municipal Government, signed a franchise contract for 17 years with the company. The landfill can be used to dispose of 1,500 tons of MSW per day, or approximately 42% of the total municipal solid waste produced by the population of Harbin. Additional information about the Company is available at [www.useesc.com](http://www.useesc.com).

## At a Glance (as of 5/17/10)



52-Week Range:	\$ 0.15 - \$ 2.35
Revenues (ttm):	\$ 1.9M
Rev. Growth (3 yr):	(15.8%)
Gross Margin (ttm):	94.6%
EBITDA Margin (ttm):	63.6%
Average Volume (3 mos):	6K
Shares Outstanding:	15.0M
Float:	5.8M
Inst. Holdings:	0.0%
Price/Sales (ttm):	17.7x
Price/Earnings (ttm):	37.2x

# Genspera, Inc.

OTC BB: GNSZ



**SECTOR**  
Healthcare

**INDUSTRY**  
Drugs - Oncology

**MARKET CAP**  
\$ 36.9 million

**SHARE PRICE**  
\$ 2.30

**CEO**  
Dr. Craig A. Dionne, Ph.D.

2511 N Loop 1604 W, Suite 204  
San Antonio, TX 78258  
Tel: 210-479-8112  
www.genspera.com

## Company Profile

GenSpera, Inc. is a development stage oncology company focused on therapeutics that deliver a unique plant-derived cytotoxin directly to tumors. Unlike standard chemotherapeutic agents, GenSpera's drugs effectively destroy cancer stem cells as well as slow and fast growing tumors.

## At a Glance (as of 5/17/10)



52-Week Range:	\$ 1.55 - \$ 3.60
Revenues (ttm):	\$ 0.0M
Rev. Growth (3 yr):	N/A
Gross Margin (ttm):	N/A
EBITDA Margin (ttm):	N/A
Average Volume (3 mos):	60K
Shares Outstanding:	16.0M
Float:	N/A
Inst. Holdings:	N/A
Price/Sales (ttm):	N/A
Price/Earnings (ttm):	N/A

# Golden Hope Mines Ltd.

CDNX: GNH.V



**SECTOR**  
Basic Materials

**INDUSTRY**  
Nonmetallic Mineral Mining

**MARKET CAP**  
\$ 17.3 million

**SHARE PRICE**  
\$ 0.19

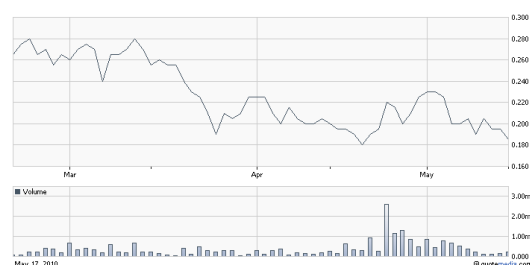
**CEO**  
Frank Candido

4 King Street West, Suite 1320  
Toronto, ON, CA M5H 1B6  
Tel: 416-362-3509  
www.goldenhopemines.com

## Company Profile

Golden Hope is a mineral exploration company that seeks to grow shareholder value through the acquisition, exploration and development of potentially large-scale gold and base metal projects suitable for underground and/or open-pit mining. The company's focus is in Quebec, Canada. The Bellechasse gold project in Quebec includes the Timmins 1, Timmins 2 and Ascot gold zones, the new FSG volcanic environment targets and a number of recently claimed ultra basic/serpentine bodies. For further information on Golden Hope Mines Limited please visit [www.goldenhopemines.com](http://www.goldenhopemines.com).

## At a Glance (as of 5/17/10)



52-Week Range:	\$ 0.03 - \$ 0.30
Revenues (ttm):	\$ 0.0M
Rev. Growth (3 yr):	N/A
Gross Margin (ttm):	N/A
EBITDA Margin (ttm):	N/A
Average Volume (3 mos):	373K
Shares Outstanding:	93.7M
Float:	N/A
Inst. Holdings:	0.2%
Price/Sales (ttm):	N/A
Price/Earnings (ttm):	N/A

# GreenMan Technologies, Inc.

OTC BB: GMTI



## SECTOR

Consumer Goods

## INDUSTRY

Rubber &amp; Plastics

## MARKET CAP

\$ 12.6 million

## SHARE PRICE

\$ 0.38

## CEO

Lyle Jensen

205 South Garfield  
Carlisle, IA 50047  
Tel: 781-224-2411  
www.greenman.biz

## Company Profile

GreenMan Technologies, through its subsidiaries, provides technological processes and unique marketing programs for alternative energy, renewable fuels and innovative recycled products. The Company's alternative energy subsidiary, American Power Group, Inc. (APG), provides a cost-effective patented dual fuel technology for diesel engines. APG's dual fuel alternative energy system is a unique external fuel delivery enhancement system that converts existing diesel engines into more efficient and environmentally friendly engines that have the flexibility to run on: 1) diesel fuel and compressed natural gas ("CNG"); 2) diesel fuel and bio-methane, or 3) 100% diesel fuel depending on the circumstances. The proprietary technology seamlessly displaces up to 70% of the normal diesel fuel consumption with CNG or bio-methane and the energized fuel balance between the two fuels is maintained with a patented control system ensuring the engines operate to Original Equipment Manufacturers' ("OEM") specified temperatures and pressures with no loss of horsepower. Installation requires no engine modification unlike the more expensive high-pressure alternative fuel systems in the market.

## At a Glance (as of 5/17/10)



52-Week Range:	\$ 0.19 - \$ 0.65
Revenues (ttm):	\$ 3.0M
Rev. Growth (3 yr):	(41.6%)
Gross Margin (ttm):	28.4%
EBITDA Margin (ttm):	N/A
Average Volume (3 mos):	31K
Shares Outstanding:	33.1M
Float:	25.7M
Inst. Holdings:	0.1%
Price/Sales (ttm):	4.0x
Price/Earnings (ttm):	N/A

# Habersham Bancorp

OTC BB: HABC



## SECTOR

Financial

## INDUSTRY

Regional Banks

## MARKET CAP

\$ 3.7 million

## SHARE PRICE

\$ 1.30

## CEO

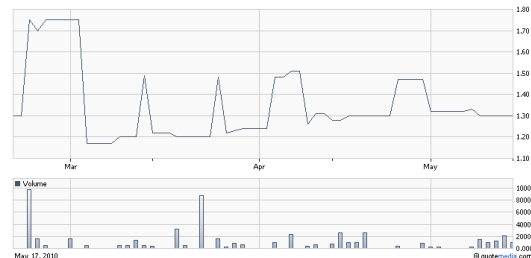
David D. Stovall

282 Historic Hwy, 441 North  
Cornelia, GA 30531  
Tel: 706-778-1000  
www.habcorp.com

## Company Profile

Habersham Bancorp owns Habersham Bank, which is headquartered in Clarkesville, Georgia, and has offices in Cornelia, Baldwin, Cleveland, Canton, Warrenton, and Toccoa. Habersham Bank offers a full range of financial services for businesses and consumers, including trust services. For more information about Habersham Bancorp and their services, please visit [www.habcorp.com](http://www.habcorp.com).

## At a Glance (as of 5/17/10)



52-Week Range:	\$ 0.75 - \$ 4.89
Revenues (ttm):	\$ 25.4M
Rev. Growth (3 yr):	(11.5%)
Gross Margin (ttm):	N/A
EBITDA Margin (ttm):	N/A
Average Volume (3 mos):	1K
Shares Outstanding:	2.8M
Float:	1.6M
Inst. Holdings:	7.3%
Price/Sales (ttm):	0.1x
Price/Earnings (ttm):	N/A

# India Globalization Capital, Inc.

Amex: IGC

**SECTOR**

Industrial Goods

**INDUSTRY**

Heavy Construction

**MARKET CAP**

\$ 15.0 million

**SHARE PRICE**

\$ 1.16

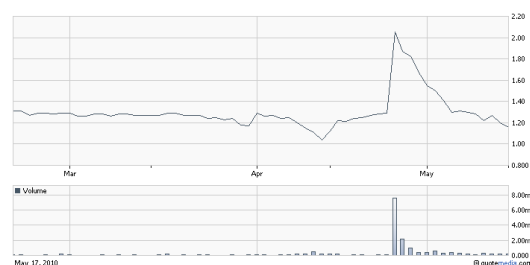
**CEO**

Ram Mukunda

4336 Montgomery Avenue  
Bethesda, MD 20814  
Tel: 301-983-0998  
[www.indiaglobalcap.com](http://www.indiaglobalcap.com)

**Company Profile**

India Globalization Capital is an infrastructure and materials company operating in India, and builds roads, bridges and highways, and provides materials to the infrastructure industry in India and China. The Company has offices in Maryland, Mauritius, Nagpur, Cochin, Delhi, and Bangalore. For more information about India Globalization Capital, please visit [www.indiaglobalcap.com](http://www.indiaglobalcap.com).

**At a Glance (as of 5/17/10)**

52-Week Range:	\$ 0.65 - \$ 2.69
Revenues (ttm):	\$ 17.1M
Rev. Growth (3 yr):	N/A
Gross Margin (ttm):	12.8%
EBITDA Margin (ttm):	N/A
Average Volume (3 mos):	294K
Shares Outstanding:	12.9M
Float:	8.7M
Inst. Holdings:	27.0%
Price/Sales (ttm):	0.9x
Price/Earnings (ttm):	N/A

# International Monetary Systems, Ltd.

OTC BB: ITNM

**SECTOR**

Services

**INDUSTRY**

Business Services

**MARKET CAP**

\$ 13.5 million

**SHARE PRICE**

\$ 1.30

**CEO**

Donald F. Mardak

16901 West Glendale Drive  
New Berlin, WI 53151  
Tel: 262-780-3640  
[www.internationalmonetary.com](http://www.internationalmonetary.com)

**Company Profile**

Founded in 1985, International Monetary Systems (IMS) serves 17,000 businesses representing 23,000 cardholders in 50 North American markets. Based in New Berlin, Wisconsin, and managed by seasoned industry veterans, IMS is one of the largest publicly traded barter companies in the world and is continually expanding its network by adding exchange locations. The company's proprietary transaction clearing software enables businesses and individuals to trade goods and services online using an electronic currency known as trade dollars. The IMS network allows companies to create cost savings and connect to new customers by incorporating barter opportunities in their business models. Further information can be obtained at the company's Web site at: [www.imsbarter.com](http://www.imsbarter.com).

**At a Glance (as of 5/17/10)**

52-Week Range:	\$ 0.15 - \$ 2.50
Revenues (ttm):	\$ 14.0M
Rev. Growth (3 yr):	14.5%
Gross Margin (ttm):	N/A
EBITDA Margin (ttm):	16.1%
Average Volume (3 mos):	4K
Shares Outstanding:	10.4M
Float:	8.5M
Inst. Holdings:	0.0%
Price/Sales (ttm):	1.0x
Price/Earnings (ttm):	65.0x

# LaPolla Industries, Inc.

OTC BB: LPAD



## SECTOR

Basic Materials

## INDUSTRY

Specialty Chemicals

## MARKET CAP

\$ 36.5 million

## SHARE PRICE

\$ 0.57

## CEO

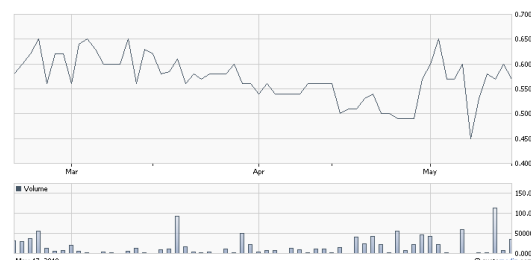
Douglas J. Kramer

15402 Vantage Pkwy E, Suite 322  
Houston, TX 77032  
Tel: 281-219-4700  
www.lapollaindustries.com

## Company Profile

Lapolla Industries, Inc. is a national manufacturer of insulation foam and coating products targeting commercial, industrial and residential applications in the roofing and insulation construction industries. Additional information about Lapolla is available on the World Wide Web at [www.lapollaindustries.com](http://www.lapollaindustries.com) and [www.Lapolla.com](http://www.Lapolla.com).

## At a Glance (as of 5/17/10)



52-Week Range:	\$ 0.26 - \$ 0.66
Revenues (ttm):	\$ 50.0M
Rev. Growth (3 yr):	21.0%
Gross Margin (ttm):	27.5%
EBITDA Margin (ttm):	2.1%
Average Volume (3 mos):	17K
Shares Outstanding:	63.9M
Float:	29.5M
Inst. Holdings:	0.0%
Price/Sales (ttm):	0.8x
Price/Earnings (ttm):	N/A

# Onstream Media Corporation

NasdaqCM: ONSM



## SECTOR

Technology

## INDUSTRY

Business Software & Services

## MARKET CAP

\$ 15.0 million

## SHARE PRICE

\$ 1.99

## CEO

Randy S. Selman

1291 SW 29 Avenue  
Pompano Beach, FL 33069  
Tel: 954-917-6655  
www.onstreammedia.com

## Company Profile

Onstream Media Corporation is a leading online service provider of live and on-demand Internet broadcasting, corporate web communications and virtual marketplace technology. Onstream Media's innovative Digital Media Services Platform (DMSP) provides customers with cost effective tools for encoding, managing, indexing, and publishing content via the Internet. The DMSP provides intelligent delivery and syndication of video advertising, streaming video, mobile streaming and supports pay-per-view for online video and other rich media assets. The DMSP also provides an efficient workflow for transcoding and publishing user-generated content in combination with social networks and online video classifieds, utilizing Onstream Media's patent-pending Auction Video™ technology. The company's MarketPlace365™ solution enables publishers, associations, trade show promoters and entrepreneurs to rapidly and cost effectively self-deploy their own profitable, online virtual marketplaces. In addition, Onstream Media provides live and on-demand webcasting, webinars, web and audio conferencing services. To date, almost half of the Fortune 1000 companies and 78% of the Fortune 100 CEOs and CFOs have used Onstream Media's services. For more information, visit Onstream Media at [www.onstreammedia.com](http://www.onstreammedia.com) or call 954-917-6655.

## At a Glance (as of 5/17/10)



52-Week Range:	\$ 1.23 - \$ 3.90
Revenues (ttm):	\$ 16.6M
Rev. Growth (3 yr):	21.4%
Gross Margin (ttm):	71.0%
EBITDA Margin (ttm):	34.7%
Average Volume (3 mos):	43K
Shares Outstanding:	7.6M
Float:	6.2M
Inst. Holdings:	1.4%
Price/Sales (ttm):	0.9x
Price/Earnings (ttm):	N/A

# Perma-Fix Environmental Services, Inc.

NasdaqCM: PESI



## SECTOR

Industrial Goods

## INDUSTRY

Waste Management

## MARKET CAP

\$ 103.4 million

## SHARE PRICE

\$ 1.88

## CEO

Dr. Louis F. Centofanti, Ph.D.

1940 NW 67th Place, Suite 250  
Gainesville, FL 32653  
Tel: 352-373-4200  
www.perma-fix.com

## Company Profile

Perma-Fix Environmental Services, Inc., a national environmental services company, provides unique mixed waste and industrial waste management services. The Company's increased focus on nuclear services includes radioactive and mixed waste treatment services for hospitals, research labs and institutions, federal agencies, including DOE, DOD, and nuclear utilities. The Company's industrial services treat hazardous and non-hazardous waste for a variety of customers including, Fortune 500 companies, federal, state and local agencies and thousands of other clients. Nationwide, the company operates seven waste treatment facilities.

## At a Glance (as of 5/17/10)



52-Week Range:	\$ 1.72 - \$ 2.72
Revenues (ttm):	\$ 104.5M
Rev. Growth (3 yr):	11.1%
Gross Margin (ttm):	30.8%
EBITDA Margin (ttm):	14.2%
Average Volume (3 mos):	259K
Shares Outstanding:	55.0M
Float:	51.1M
Inst. Holdings:	57.1%
Price/Sales (ttm):	1.0x
Price/Earnings (ttm):	10.8x

# PokerTek, Inc.

NasdaqCM: PTEK



## SECTOR

Services

## INDUSTRY

Gaming Activities

## MARKET CAP

\$ 16.5 million

## SHARE PRICE

\$ 1.17

## CEO

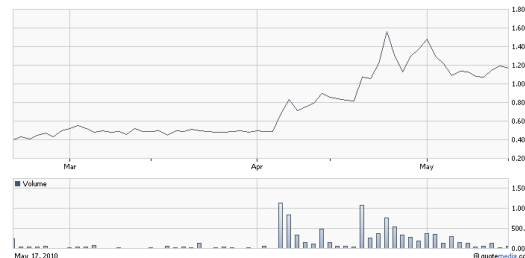
Mark D. Roberson

1150 Crews Rd, Suite F  
Matthews, NC 28105  
Tel: 704-849-0860  
www.pokertek.com

## Company Profile

PokerTek, Inc. (NASDAQ: PTEK - News), headquartered in Matthews, NC, develops and markets products for the casino and amusement industries. PokerTek developed PokerPro automated poker tables and related software applications to increase casino revenue, reduce expenses and attract new players into poker rooms by offering interactive poker that is fast, fun and mistake-free. Heads-Up Challenge is a two-player table that allows bars and restaurant patrons to compete head-to-head in various games for amusement purposes, increases earnings for game operators and provides patrons unique and challenging on-site entertainment. Both products are installed worldwide. For more information, please visit the company's website at [www.PokerTek.com](http://www.PokerTek.com) or contact Tracy Egan at 704.849.0860 x106.

## At a Glance (as of 5/17/10)



52-Week Range:	\$ 0.37 - \$ 1.82
Revenues (ttm):	\$ 7.8M
Rev. Growth (3 yr):	46.3%
Gross Margin (ttm):	75.8%
EBITDA Margin (ttm):	N/A
Average Volume (3 mos):	158K
Shares Outstanding:	14.1M
Float:	1.9M
Inst. Holdings:	3.5%
Price/Sales (ttm):	2.1x
Price/Earnings (ttm):	N/A



# Power Efficiency Corporation

OTC BB: PEFF

## Company Profile

Power Efficiency Corporation is a clean tech company focused on efficiency technologies for electric motors. Power Efficiency is incorporated in Delaware and is headquartered in Las Vegas, Nevada. The Company has developed a patented and patent-pending technology platform, called E-Save Technology, which has been demonstrated in independent testing to improve the efficiency of electric motors by up to 35% in appropriate applications. Electric motors consume over 25% of the electricity in the U.S. and many operate inefficiently. E-Save Technology can be licensed to motor, controls and equipment manufacturers. Power Efficiency's products, based on E-Save Technology, include an Industrial Motor Efficiency Controller for three phase applications, such as escalators, crushers, granulators, mixers, saws and MG elevators, and a new Appliance Motor Efficiency Controller for small single phase applications such as residential and light commercial appliances. For more information, go to [www.powerefficiency.com](http://www.powerefficiency.com).

## At a Glance (as of 5/17/10)



52-Week Range:	\$ 0.11 - \$ 0.45
Revenues (ttm):	\$ 0.3M
Rev. Growth (3 yr):	12.8%
Gross Margin (ttm):	21.2%
EBITDA Margin (ttm):	N/A
Average Volume (3 mos):	29K
Shares Outstanding:	44.8M
Float:	19.1M
Inst. Holdings:	0.2%
Price/Sales (ttm):	37.9x
Price/Earnings (ttm):	N/A



### SECTOR

Industrial Goods

### INDUSTRY

Industrial Electrical Equipment

### MARKET CAP

\$ 10.8 million

### SHARE PRICE

\$ 0.24

### CEO

Steven Strasser

3960 Howard Hughes Pkwy  
Las Vegas, NV 89169  
Tel: 702-697-0377  
[www.powerefficiencycorp.com](http://www.powerefficiencycorp.com)

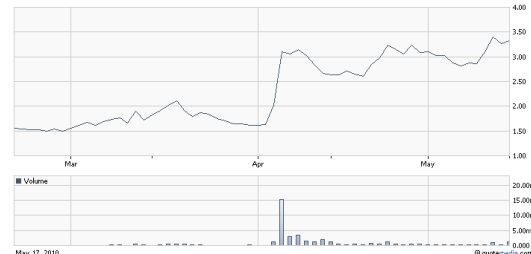
# PURE Bioscience

NasdaqCM: PURE

## Company Profile

PURE Bioscience develops and markets technology-based bioscience products that provide solutions to numerous global health challenges, including Staph (MRSA). PURE's proprietary high efficacy/low toxicity bioscience technologies, including its silver dihydrogen citrate-based antimicrobials, represent innovative advances in diverse markets and lead today's global trend toward industry and consumer use of "green" products while providing competitive advantages in efficacy and safety. Patented SDC is an electrolytically generated source of stabilized ionic silver which formulates well with other compounds. As a platform technology, SDC is distinguished from competitors in the marketplace because of its superior efficacy, reduced toxicity and the inability of bacteria to form a resistance to it. PURE is headquartered in El Cajon, California (San Diego metropolitan area). Additional information on PURE is available at [www.purebio.com](http://www.purebio.com).

## At a Glance (as of 5/17/10)



52-Week Range:	\$ 1.22 - \$ 3.74
Revenues (ttm):	\$ 0.9M
Rev. Growth (3 yr):	37.5%
Gross Margin (ttm):	N/A
EBITDA Margin (ttm):	N/A
Average Volume (3 mos):	700K
Shares Outstanding:	34.9M
Float:	31.5M
Inst. Holdings:	4.5%
Price/Sales (ttm):	128.8x
Price/Earnings (ttm):	N/A



### SECTOR

Industrial Goods

### INDUSTRY

Pollution and Treatment Controls

### MARKET CAP

\$ 116.1 million

### SHARE PRICE

\$ 3.33

### CEO

Michael L. Krall

1725 Gillespie Way  
El Cajon, CA 92020  
Tel: 619-596-8600  
[www.purebio.com](http://www.purebio.com)

# Reed's, Inc.

NasdaqCM: REED



## SECTOR

Consumer Good

## INDUSTRY

Beverages - Soft Drinks

## MARKET CAP

\$ 22.1 million

## SHARE PRICE

\$ 2.16

## CEO

Christopher J. Reed

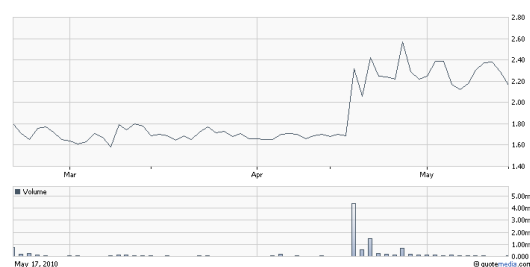
13000 South Spring St  
Los Angeles, CA 90061  
Tel: 310-217-9400  
[www.reedsgingerbrew.com](http://www.reedsgingerbrew.com)

## Company Profile

Reed's, Inc. makes the top selling natural sodas in the natural foods industry sold in over 10,500 natural food markets and supermarkets nationwide. In 2009, Reed's started producing Private Label natural beverages for select national chains. Its six award-winning non-alcoholic Ginger Brews are unique in the beverage industry, being brewed, not manufactured and using fresh ginger, spices and fruits in a brewing process that predates commercial soft drinks. The Company owns the top selling root beer line in natural foods, the Virgil's Root Beer product line, and the top selling cola line in natural foods, the China Cola product line. Recently, Reed's introduced its 'Reed's Rx' line of ginger-based nausea relief products for the drug store market and acquired the Sonoma Sparkler brand, a sparkling juice celebration drink with an established customer base. Other product lines include: Reed's Ginger Candies and Reed's Ginger Ice Creams.

Reed's products are sold through specialty gourmet and natural food stores, mainstream supermarket chains, retail stores and restaurants nationwide, and in Canada, as well as through private label relationships with major supermarket chains. For more information about Reed's, please visit the company's website at: <http://www.reedsgingerbrew.com> or call 800-99-REEDS.

## At a Glance (as of 5/17/10)



52-Week Range:	\$ 1.12 - \$ 3.08
Revenues (ttm):	\$ 15.2M
Rev. Growth (3 yr):	13.5%
Gross Margin (ttm):	26.9%
EBITDA Margin (ttm):	N/A
Average Volume (3 mos):	186K
Shares Outstanding:	10.2M
Float:	6.9M
Inst. Holdings:	0.7%
Price/Sales (ttm):	1.5x
Price/Earnings (ttm):	N/A

# Spicy Pickle Franchising, Inc.

OTC BB: SPKL



## SECTOR

Services

## INDUSTRY

Specialty Eateries

## MARKET CAP

\$ 8.3 million

## SHARE PRICE

\$ 0.10

## CEO

Mark R. Laramie

90 Madison St, Suite 700  
Denver, CO 80206  
Tel: 303-297-1902  
[www.spicypickle.com](http://www.spicypickle.com)

## Company Profile

Founded in 1999, Spicy Pickle Franchising, Inc. (OTC.BB:SPKL - News) serves high quality meats and fine artisan breads, baked fresh daily, along with a wide choice of eight different cheeses, twenty-two different toppings, and fourteen proprietary spreads to create healthy and delicious panini and sub sandwiches with flavors from around the world. As a leading "fast-casual" concept, Spicy Pickle offers menu items that are far beyond traditional fast food but without the price point of casual dining. The hallmark of a Spicy Pickle restaurant is quality, service and an enjoyable atmosphere. The company is headquartered in Denver, Colorado, with restaurants open across 11 states and more in development nationwide. Spicy Pickle Franchising, Inc. also operates as franchisor for Bread Garden Urban Cafés, a bakery café concept with restaurants in the metropolitan Vancouver, Canada area. Bread Garden Urban Cafés serve coffee, pastries and breakfast items as well as lunch and dinner along with a wide variety of desserts and are found in typical high density urban settings along with specialty locations in two airports in British Columbia. To find out more about Spicy Pickle (OTC.BB:SPKL - News), visit our website at [www.spicypickle.com/](http://www.spicypickle.com/).

## At a Glance (as of 5/17/10)



52-Week Range:	\$ 0.08 - \$ 0.25
Revenues (ttm):	\$ 4.1M
Rev. Growth (3 yr):	79.2%
Gross Margin (ttm):	29.3%
EBITDA Margin (ttm):	N/A
Average Volume (3 mos):	124K
Shares Outstanding:	82.5M
Float:	45.8M
Inst. Holdings:	0.0%
Price/Sales (ttm):	2.0x
Price/Earnings (ttm):	N/A

# Superclick, Inc.

OTC BB: SPCK



**SECTOR**  
Technology

**INDUSTRY**  
Networking & Comm. Devices

**MARKET CAP**  
\$ 5.4 million

**SHARE PRICE**  
\$ 0.12

**CEO**  
Sandro Natale

10222 St-Michel Blvd, Suite 300  
Montreal, Quebec, CA H1H 5H1  
Tel: 514-847-0333  
www.superclick.com

## Company Profile

Superclick, Inc. (OTC.BB:SPCK - News) (www.superclick.com), through its wholly owned, Montreal-based subsidiary Superclick Networks, Inc., develops, markets and supports world class HSIA (High-Speed Internet Access) solutions through the Superclick Internet Management System (SIMS™) and Monitoring and Management Application (MaMA™) to the Hospitality industry in the Americas, Asia and EMEA. Current clients include InterContinental Hotels Group PLC®, Fairmont Hotels and Resorts®, Four Seasons Hotels and Resorts®, Marriott Corporation® and Mandarin Oriental Hotel Group®.

## At a Glance (as of 5/17/10)



52-Week Range:	\$ 0.09 - \$ 0.17
Revenues (ttm):	\$ 7.5M
Rev. Growth (3 yr):	22.1%
Gross Margin (ttm):	51.9%
EBITDA Margin (ttm):	21.5%
Average Volume (3 mos):	63K
Shares Outstanding:	45.3M
Float:	34.3M
Inst. Holdings:	0.3%
Price/Sales (ttm):	0.7x
Price/Earnings (ttm):	N/A

# USA Technologies, Inc.

NasdaqGM: USAT



**SECTOR**  
Services

**INDUSTRY**  
Business Services

**MARKET CAP**  
\$ 16.6 million

**SHARE PRICE**  
\$ 0.73

**CEO**  
George R. Jensen, Jr.

100 Deerfield Lane, Suite 140  
Malvern, PA 19355  
Tel: 610-989-0340  
www.usatech.com

## Company Profile

USA Technologies is a leader in the networking of wireless non-cash transactions, associated financial/network services and energy management. USA Technologies provides networked credit card and other non-cash systems in the vending, commercial laundry, hospitality and digital imaging industries. The Company has been granted 76 patents and has agreements with AT&T, Visa, Compass and others.

## At a Glance (as of 5/17/10)



52-Week Range:	\$ 0.61 - \$ 3.10
Revenues (ttm):	\$ 14.9M
Rev. Growth (3 yr):	14.3%
Gross Margin (ttm):	27.9%
EBITDA Margin (ttm):	N/A
Average Volume (3 mos):	82K
Shares Outstanding:	22.7M
Float:	18.3M
Inst. Holdings:	31.5%
Price/Sales (ttm):	1.1x
Price/Earnings (ttm):	N/A

# White Mountain Titanium Corporation

OTC BB: WMTM

**SECTOR**

Basic Materials

**INDUSTRY**

Industrial Metals &amp; Minerals

**MARKET CAP**

\$ 37.1 million

**SHARE PRICE**

\$ 1.00

**CEO**

Michael P. Kurtanjek

Enrique Foster Sur 20, Piso 19  
Las Condes, Santiago, CL  
Tel: 562-231-5780  
[www.wmtcorp.com](http://www.wmtcorp.com)

**Company Profile**

The Company holds mining concessions on the Cerro Blanco property currently consisting of 33 registered mining exploitation concessions and 5 mining exploration concessions in the process of being constituted, located in northern Chile. The Company's principal objectives are to advance the Cerro Blanco project towards a final engineering feasibility, and to secure off-take contracts for the planned rutile concentrate output. The company continues to investigate the commercial viability of producing a feldspar co-product. The feldspar could find applications in the glass and ceramics industries. For more information please visit: [www.wmtcorp.com](http://www.wmtcorp.com).

**At a Glance (as of 5/17/10)**

52-Week Range:	\$ 0.60 - \$ 1.40
Revenues (ttm):	\$ 0.0M
Rev. Growth (3 yr):	N/A
Gross Margin (ttm):	N/A
EBITDA Margin (ttm):	N/A
Average Volume (3 mos):	39K
Shares Outstanding:	37.1M
Float:	27.3M
Inst. Holdings:	7.3%
Price/Sales (ttm):	N/A
Price/Earnings (ttm):	N/A

---

Source Capital Group

---

# Source

## Capital Group, Inc.

**Sourcing financial solutions for the investment success of each and every one of our clients is of paramount importance to Source Capital Group.**

Whether we are raising all-important capital for a small cap company or executing a wealth management plan for the high net worth individual, Source Capital offers sound financial advice from experienced professionals who serve the client's needs first.

Source Capital Group, Inc. was founded in 1992 on the belief that the best investment advice should be independent, unbiased and tailor-made for the individual client's needs. Source Capital began as a boutique investment banking firm specializing in small to medium sized transactions. We have grown to include businesses in general securities, emerging market securities, distressed and high yield debt securities, in addition to our investment banking activity.

Our mission is to provide excellent service and independent advice. We are not merely transaction-driven. We strive to maintain long-lasting client relationships built on trust and integrity. This philosophy has allowed us to achieve strong growth, and ever deepening client loyalty. Your success, and ultimately our success, is based on our seasoned professionals' ability to offer sound, independent investment advice to help investors and clients alike achieve their financial goals.

### SENIOR MANAGEMENT



**David W. Harris**  
President

"We care about our clients and want to provide them with the best service possible in the most ethical manner."



**Bruce Ryan**  
Vice Chairman

"Source Capital's mission is to create long-term value and relationships with each of our clients."



**Russ Newton**  
Chief Financial Officer

"The consultative, personal approach and attentiveness clients receive from a small firm like Source Capital yields results."

### INVESTMENT BANKING TEAM

**W. Todd Coffin**  
203-341-3500 x207  
tcoffin@sourcegrp.com

**Vik Grover**  
212-731-4806  
vgrover@sourcegrp.com

**William F. Butler**  
203-341-3500 x201  
wbutler@sourcegrp.com

**Jeff DiPane**  
626-240-0872  
jdipane@sourcegrp.com

**Richard H. Kreger**  
203-341-3500 x224  
rkreger@sourcegrp.com

**Marc Goldin**  
212-755-2275  
mgoldin@sourcegrp.com





















**Kevin Cotter**  
203-341-3500 x281  
kcotter@sourcegrp.com

**Ryan Green**  
212-828-5249  
rgreen@sourcegrp.com



**We have helped companies source capital in a variety of industries, including energy, oil and gas, telecommunications, technology, biotech, consumer goods, and others.**

## RECENT TRANSACTIONS

 <p><b>India Globalization Capital, Inc.</b></p> <p>\$ 17,000,000 Common Stock and Warrants Follow-on Offering <i>Co-Placement Agent</i></p> <p><b>Source</b> Capital Group, Inc.</p> <p>PENDING</p>	 <p><b>USA Technologies, Inc.</b></p> <p>\$ 12,000,000 Common Stock and Warrants Dual Source Offering <i>Dealer-Manager</i></p> <p><b>Source</b> Capital Group, Inc.</p> <p>PENDING</p>	 <p><b>White Mountain Titanium Corporation</b></p> <p>\$ 6,000,000 Common Stock and Warrants Follow-on Offering <i>Lead Placement Agent</i></p> <p><b>Source</b> Capital Group, Inc.</p> <p>PENDING</p>	 <p><b>Telkonet, Inc.</b></p> <p>\$ 15,000,000 Common Stock and Warrants Rights Offering <i>Dealer-Manager</i></p> <p><b>Source</b> Capital Group, Inc.</p> <p>PENDING</p>	 <p><b>China Jo-Jo Drugstores, Inc.</b></p> <p>\$ 15,500,000 Common Stock Follow-on Offering <i>Selling Group Member</i></p> <p><b>Source</b> Capital Group, Inc.</p> <p>APRIL 2010</p>
 <p><b>Cushing MLP Total Return Fund</b></p> <p>\$ 32,200,000 Common Stock Follow-on Offering <i>Selling Group Member</i></p> <p><b>Source</b> Capital Group, Inc.</p> <p>MARCH 2010</p>	 <p><b>SinoCoking Coal and Coke Chemical Industries, Inc.</b></p> <p>\$ 37,000,000 Common Stock and Warrants Private Placement <i>Sub-Placement Agent</i></p> <p><b>Source</b> Capital Group, Inc.</p> <p>MARCH 2010</p>	 <p><b>Iveda Solutions Corporation</b></p> <p>\$ 3,400,000 Common Stock Private Placement <i>Lead Placement Agent</i></p> <p><b>Source</b> Capital Group, Inc.</p> <p>JANUARY 2010</p>	 <p><b>Worldwide Energy and Manufacturing USA, Inc.</b></p> <p>\$ 8,000,000 Common Stock and Warrants Private Placement <i>Sub-Placement Agent</i></p> <p><b>Source</b> Capital Group, Inc.</p> <p>JANUARY 2010</p>	 <p><b>U.S. Energy Corp.</b></p> <p>\$ 26,250,000 Common Stock Follow-on Offering <i>Selling Group Member</i></p> <p><b>Source</b> Capital Group, Inc.</p> <p>DECEMBER 2009</p>
 <p><b>Reed's, Inc.</b></p> <p>\$ 1,340,000 Preferred Stock Rights Offering <i>Dealer-Manager</i></p> <p><b>Source</b> Capital Group, Inc.</p> <p>DECEMBER 2009</p>	 <p><b>Houston American Energy Corp.</b></p> <p>\$ 13,530,000 Common Stock Registered Direct <i>Selling Group Member</i></p> <p><b>Source</b> Capital Group, Inc.</p> <p>DECEMBER 2009</p>	 <p><b>AuraSource, Inc.</b></p> <p>\$ 2,600,000 Common Stock Private Placement <i>Lead Placement Agent</i></p> <p><b>Source</b> Capital Group, Inc.</p> <p>NOVEMBER 2009</p>	 <p><b>Reed's, Inc.</b></p> <p>\$ 1,130,000 Common Stock and Warrants Registered Direct <i>Lead Placement Agent</i></p> <p><b>Source</b> Capital Group, Inc.</p> <p>OCTOBER 2009 / FEBRUARY 2010</p>	 <p><b>Prospect Capital Corporation</b></p> <p>\$ 25,260,000 Common Stock Private Placement <i>Sub-Placement Agent</i></p> <p><b>Source</b> Capital Group, Inc.</p> <p>SEPTEMBER 2009</p>
 <p><b>India Globalization Capital, Inc.</b></p> <p>\$ 2,000,000 Common Stock and Warrants Registered Direct <i>Lead Placement Agent</i></p> <p><b>Source</b> Capital Group, Inc.</p> <p>SEPTEMBER 2009</p>	 <p><b>Drinks Americas Holdings, Ltd.</b></p> <p>\$ 5,000,000 Preferred Stock and Warrants Private Placement <i>Lead Placement Agent</i></p> <p><b>Source</b> Capital Group, Inc.</p> <p>AUGUST 2009</p>	 <p><b>Oculus Innovative Sciences, Inc.</b></p> <p>\$ 6,000,000 Common Stock and Warrants Follow-on Offering <i>Selling Group Member</i></p> <p><b>Source</b> Capital Group, Inc.</p> <p>JULY 2009</p>	 <p><b>Prospect Capital Corporation</b></p> <p>\$ 46,600,000 Common Stock Follow-on Offering <i>Selling Group Member</i></p> <p><b>Source</b> Capital Group, Inc.</p> <p>JULY 2009</p>	 <p><b>Drinks Americas Holdings, Ltd.</b></p> <p>\$ 3,000,000 Convertible Note Private Placement <i>Lead Placement Agent</i></p> <p><b>Source</b> Capital Group, Inc.</p> <p>JUNE 2009</p>



**Source Capital Group, Inc.**

276 Post Road West

Westport, CT

Phone: (203) 341-3500

Fax: (203) 341-3515

Email: [inquiries@sourcegrp.com](mailto:inquiries@sourcegrp.com)

---

**Regional Offices Located In:**

Arizona

California

Connecticut

Florida

Hawaii

Kentucky

Massachusetts

New York

Rhode Island